

Got Story Champs?

Now what do I do with it?

What is Story Champs?

- ◆ A research based multi-tiered language intervention curriculum to promote academic language
- ◆ Primary focus is on the development of a strong oral language foundation through story telling
- ◆ Promotes other aspects of academic language that are essential for school success through information retelling, vocabulary learning and writing

Skills developed through Story Champs

- | | |
|---|--|
| Listening comprehension | Written narrative retelling |
| Reading comprehension | Written narrative personal generation |
| Answering questions about stories and information | Written narrative fictional generation |
| Vocabulary | Information oral retelling |
| Learning vocabulary from context | Information writing |
| Complex syntax | Domain knowledge |
| Oral narrative retelling | Problem solving |
| Oral narrative personal generation | Social and emotional aptitude |
| Oral narrative fictional generation | Memory |

Who would benefit from Story Champs?

- ◆ Students at risk for academic failure
- ◆ Students with disabilities
- ◆ Students who have a mismatch between home and school language
- ◆ All Students

“You can’t write a story if you can’t tell a story”

Trina Spencer, PhD, BCBA
Story Champs


What’s in the box?





Flash Drive

- ▶ Create an account at: www.language-dynamicsgroup.com
- ▶ Manual
- ▶ Master lesson plans
- ▶ Digital Presentation
- ▶ Printables (take home activities, classroom center activities story writing organizers and more)



Story Book

- ▶ Classic Stories: used when beginning Story Champs to teach story structure (Level A and B).
- ▶ Blitz Stories: used after completing Levels A and B. These stories become more complex and target more advanced concepts (vocabulary, vocabulary from context, modifiers and causal and temporal connections)

Illustration Cards



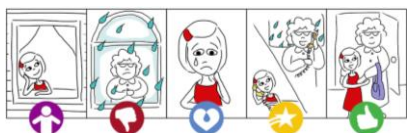
- ▶ Used with Classic and Blitz stories
- ▶ Strategically designed to encourage the use of academic language
- ▶ Minimal details depicted in each illustration to promote the use of literate language and inferencing skills

Icons



◆ Used to help make abstract structures more concrete and provide systematic visual support with the Illustration Cards

Digital Presentation



Story Starter Cards



◆ Used to challenge students to generate their own stories

Story Games



◆ Used in small group lessons when a single student is retelling or telling a story

Champ Checks



◆ Used in small and large group lessons as a peer tutoring to support partner retelling

Where do I start?

Identifying Students

- ◆ Use your speech and language students
- ◆ DIBELS
- ◆ CUBED
- ◆ Title 1 Collaboration
- ◆ Special education students

Identify the arrangement

- ◆ Individual
- ◆ Small group
- ◆ Large group

Identify targets to teach

Choose one target from A, which may be combined with one target from B. One or more targets from C and/or D can be added when it is appropriate.

- ◆ **A - Four story structure targets:** Basic, Enhanced, Enhanced PLUS, and Advanced
- ◆ **B - Six genre and task targets:** Retell, Personal Generation, Fictional Generation, Information Retell, Story Writing and Informational Writing
- ◆ **C - Three linguistic targets:** Causal Connections, Temporal Connections, and Modifiers
- ◆ **D - Three types of vocabulary targets:** Explicit Vocabulary, Contextual Vocabulary, and New Terms




Quick Start Guide

- ▶ Briefly explains the components of the Story Champs program
- ▶ Gives you ideas of where to start the Story Champs program at each grade level Preschool through 3rd grade
- ▶ Gives a suggested sequence for completing three 6 week cycles

Identify a specific lesson plan that addresses the targets

- ◊ Table of Contents list specific targets addressed in each lesson plan
- ◊ If the Master Lesson Plan does not have all of the desired targets, an Add On Lesson Plan should be chosen to augment the Master Lesson Plan

Go into the classroom




Champ Rules

Sit	Sit tall
Listen	Listen big
Talk	Do your best talking

Large Group Lesson Plan (Basic retell)

- ▶ Tell the story with Icons
- ▶ Tell the story with gestures
- ▶ Team Retell



Partner Retell using Champ Checks



Results so far...

	Fall Winner		Fall		Winter	
	1/19/2018	2/12/2018	1/19/2018	2/12/2018	2/26/2018	3/12/2018
Zoe	10	10	10	10	10	10
Fran	10	10	10	10	10	10
Toby	10	10	10	10	10	10
Maria	10	10	10	10	10	10
Carson	10	10	10	10	10	10
Daniel	10	10	10	10	10	10
Levi	10	10	10	10	10	10
Abigail	10	10	10	10	10	10
Sophia	10	10	10	10	10	10
Laney	10	10	10	10	10	10
Grace	10	10	10	10	10	10
Kenzie	10	10	10	10	10	10
Mason	10	10	10	10	10	10
Domena	10	10	10	10	10	10
Colin	10	10	10	10	10	10
Adrian	10	10	10	10	10	10

Data compiled by Karen E. Bradley, M.S., CCC-SLP

Demonstration videos for Story Champs and CUBED

www.languagedynamicsgroup.com

Contact information
Sheila W. Dale, M.A./CCC-SLP

sdale@mail.kana.k12.wy.us

304-205-8064
